



Welcome to our reading workshop

How we teach your child to read

Segmenting and blending



Tricky word

A word you cannot sound out. You just have to learn that word and remember what it says. You cannot decode it.



Phoneme

The smallest unit of sound in a word. The sound a letter/s makes. Phonemes can be put together to make a word.

Grapheme



















A way of writing down a phoneme. The letter/s written down. So when your child says the sound /s/ this is a phoneme, but when they write the letter 's' this is a grapheme.

How we teach your child to read


Digraph

2 letters that make 1 sound

Phase 3 Sounds

j 	v 	w 	x 	y 	z 	zz 	qu 	ch 
sh 	th 	ng 	ai 	ee 	igh 	oa 	oo 	oo 
ar 	or 	ur 	ow 	oi 	ear 	air 	ure 	er 




















www.communicationhall.co.uk



How we teach your child to read

Trigraphs

3 letters that make 1 sound

Phase 3 Sounds								
j	v	w	x	y	z	zz	qu	ch
								
sh	th	ng	ai	ee	igh	oa	oo	oo
								
ar	or	ur	ow	oi	ear	air	ure	er
								

Jolly Phonics

ch

ch

Tune: Merrily We Roll Along

Trains are chugging
up the hill.

/ch/-/ch/-/ch/

/ch/-/ch/-/ch/

Trains are chugging
up the hill.

/ch/-/ch/-/ch/

choo, choo!



Action: Move your arms at your sides, as if you are a train, and say ch, ch, ch, ch.



Pure Sounds

<https://www.youtube.com/watch?v=e7kZVaoiDjU&t=8s>



‘m’ not ‘muh’

‘ch’ not ‘chuh’

‘sh’ not ‘shuh’

Segmenting and blending to read

chick

— • —



Segmenting – breaking down words into individual phonemes/sounds.

Blending – pulling together individual sounds to hear the word.

Sound buttons/lines - to represent each phoneme/sound in a word.

How many phonemes?

chip

ch i p 3

ship

sh i p 3

goat



g oa t 3

Tricky words

words you cannot segment and blend (sound out)

Phase 3 Tricky Words

he	she	we	me
be	you	all	are
her	was	they	my





Reading at home

What's new?

High frequency word book – using other reading skills.

- Using tricky word knowledge.
- Decoding using the pictures.
- Decoding by making sense of the sentence.

I	the	and	no	cat
go	of	they	yes	get
come	we	my	for	said
went	this	see	a	to
up	dog	on	dad	in
you	me	away	can	
day	like	mum	he	
was	going	it	am	
look	big	at	all	
are	she	play	is	



Reading at home

What's new?

- **Word boxes are all paper based – 1 stuck in book and 1 lose to make flashcards.**
- **Word boxes and books will include digraphs and trigraphs – get your child to spot these! A common mistake is children saying digraphs/trigraphs as individual sounds e.g. o/a rather than oa.**

goat

farm

chick

- **High frequency word books.**

Most Importantly...

enjoy!

- Make reading a fun activity in a relaxed environment.
- Enjoy reading together, take turns reading as they can point to the words, talk about the story, use different voices