






Y3 place value – further practice: 100s, 10s and 1s

1 What number is shown on the place value chart?

Hundreds	Tens	Ones
		

If one more 10 is added, what number would be shown?

2 Complete this place value chart so that it shows the number 354

Hundreds	Tens	Ones
		

Represent the number using a part-whole model.

3 Use place value counters and a place value grid to represent the numbers:

615

208


37

Challenge 1:

Eva





The number in the place value grid is the greatest number you can make with 8 counters.

100s	10s	1s
		

Do you agree? Explain your answer.

Challenge 2:

100s	10s	1s
		

Dora



The place value chart shows 607

Jack

I think it shows 670



Who is correct? Explain your reasoning.